



PB **PILE BREAKER**

PATENTED



Mantovanibenne s.r.l. - Mirandola (Mo) Italy - Tel. +39 0535 615811 - Fax +39 0535 615830
sales@mantovanibenne.com

PB Pile Breaker

Mantovanibenne modular Pile Breakers is the most robust and flexible equipment in the market. Suitable for round and square pile breaking from 0 to 1800 mm also with light and heavy duty configurations.

Pipe protection

The special shape of the Pile Breaker is also designed to ensure the protection of the hydraulic system in every working condition.

Tip kit

Each module is supplied with three cylinder tips.

Lifting kit

The Pile Breaker is supplied with lifting chains and fixings.


Silent attachment

Virtually silent operations for environmentally friendly sites.

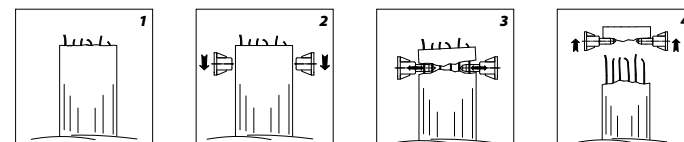

Modular design

The Mantovanibenne PB modular design allows sections to be removed and refitted to suit different size and shapes of piles.

ROUND PILE BREAKER



SQUARE PILE BREAKER



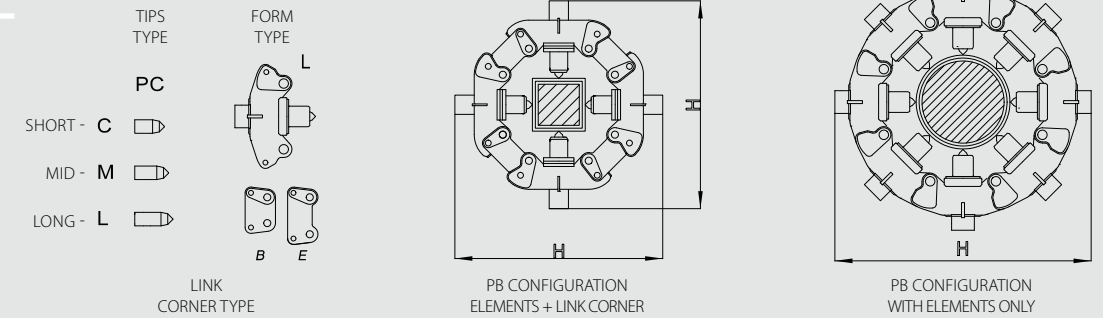
The particular structure allows the Pile Breaker to be positioned over the pile to be demolished.

The release of the chisels allows the pile to be uniformly cropped.

Once the pile has been demolished by lifting the Pile Breaker it keeps hold of the material freeing it from the reinforced structure.

The final result is the perfect cleaning of the reinforced structure while the structure of the pile remains unchanged without creating cracks on the lower part which is still below ground.

LIGHT SERIES

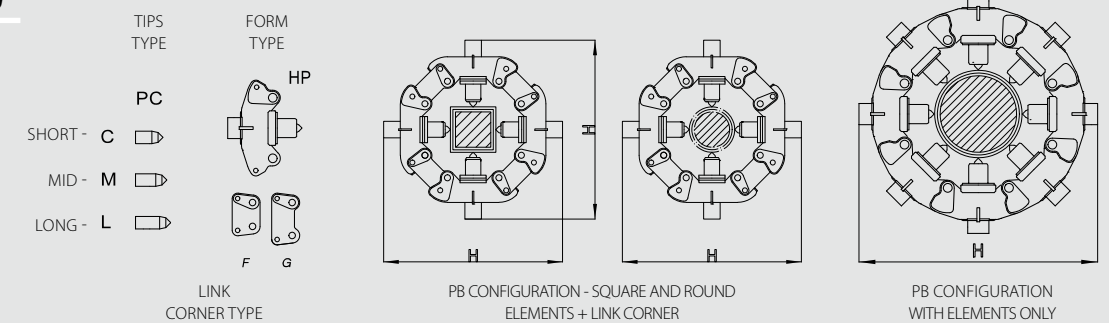


TECHNICAL DATA

SIDE / DIAMETER PILE (mm) ± 10 mm		ROUND PILES											SQUARED PILES / ROUND				
		0 400	450	500	550	600	650	700	750	800	850	900	0 250	300	350 400	450	500
Excavator Weight	t	10-15		10-15			15-20			15-20			10-15		10-15		
Elements	n°	6L	6L	7L	7L	7L	8L	8L	8L	9L	9L	9L	4L + 4B	4L + 4B	4L + 4E	4L + 4E	4L + 4E
Tip type		M	C	L	M	C	L	M	C	L	M	C	M	C	L	M	C
Tool weight	kg	1000		1160			1330			1490			700		800		
Hydraulic working pressure	bar	320-350		320-350			320-350			320-350			320-350		320-350		
Oil flow	l/min	150		175			200			225			100		100		
Dimension H	mm	1700		1900			2050			2200			1650		1775		

BT - PBL - 05

HEAVY SERIES



TECHNICAL DATA

SIDE / DIAMETER PILE (mm) ± 10 mm		SQUARED PILES / ROUND										ROUND PILES															
		0 500	500 550	550 600	650 700	700 750	750 800	750 800	850	900	900 950	1000	1050	1100 1150	1200	1250	1250 1300	1350	1400	1450	1500	1550 1600	1650 1700	1750	1800		
Excavator Weight	t	16-20					16-20					20-25			20-25			25-30			25-30			30-35		30-35	
Elements	n°	4HP + 4F	4HP + 4F	4HP + 4F	4HP + 4G	4HP + 4G	4HP + 4G	8HP	8HP	8HP	9HP	9HP	9HP	10HP	10HP	10HP	11HP	11HP	11HP	12HP	12HP	12HP	13HP	13HP	13HP		
Tip type		L	M	C	L	M	C	L	M	C	L	M	C	L	M	C	L	M	C	L	M	C	L	M	C		
Tool weight	kg	1600					1600					2400			2700			3000			3300			3600		3900	
Hydraulic working pressure	bar	320-350					320-350					320-350			320-350			320-350			320-350			320-350		320-350	
Oil flow	l/min	100					100					200			225			250			275			300		325	
Dimension H	mm	2300					2480					2500			2700			2900			3050			3250		3420	

BT - PBH - 05