

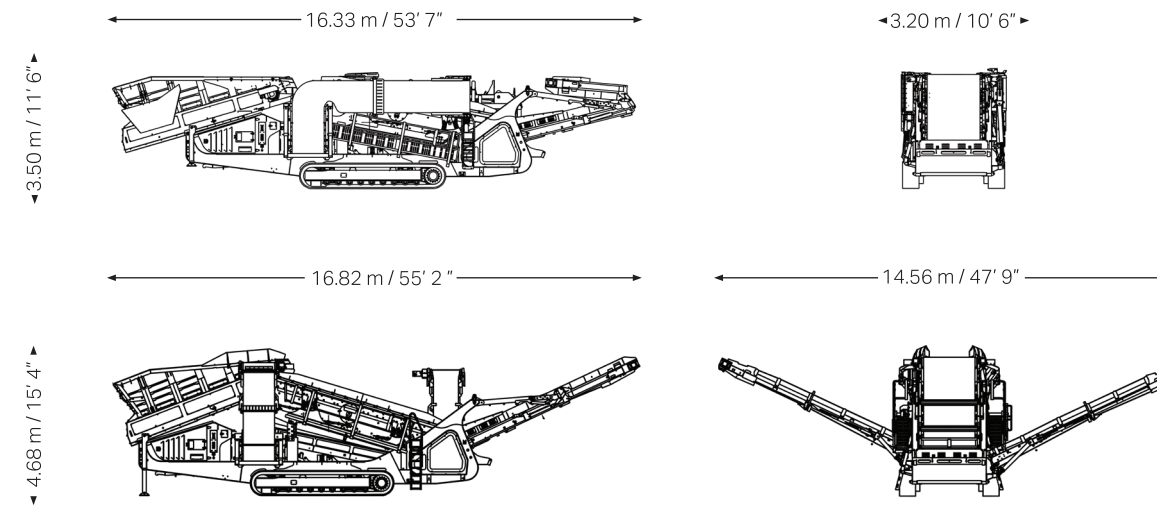
QE441 SCALPING SCREEN ENGINEERING IN MOTION

TECHNICAL SPECIFICATIONS

KEY SPECIFICATIONS	DATA
Screen box	
Type	2 Bearing Heavy Duty, 2 Deck
Top deck	5480 mm x 1750 mm / 18' x 6'
Bottom deck	5000 mm x 1750 mm / 16' 5" x 6'
Variable screen angle	11° - 17°
Feeder	Steel Apron
Conveyor belt width	
Oversize	1600 mm / 63"
Side (midsize)	900 mm / 36"
Side (fines)	1000 mm / 39"

KEY SPECIFICATIONS	DATA
Conveyor discharge height	
Oversize	3600 mm / 11' 10"
Side (midsize)	4000 mm / 13, 1"
Side (fines)	4286 mm / 14' 1"
Power pack	
Engine type	CAT C4.4 96 kw / 129 hp
Diesel tank size	460 litres / 121.5 USG
Hydraulic tank size	800 litres / 211 USG


Note. All weights and dimensions are for standard units only



Standard weight 37,070 kg / 81,725 lbs

BE-335 EN6 rev2 © Sandvik Construction 2016 SANDVIK is a registered trademark owned by Sandvik Intellectual Property AB in Sweden and other countries

Ability to configure with punch plate, grizzly fingers, bofar bars, mesh or cascade fingers



CONSTRUCTION.SANDVIK.COM

QE441 SCALPING SCREEN ENGINEERING IN MOTION

KEY SPECIFICATIONS	DATA
Screen box	18' x 6' / 5.4 x 1.7 m
Engine	C4.4 96 kW / 129 hp
Transport dimensions	16.33 m / 53' 7" (l) 3.20 m / 10' 6" (w) 3.50 m / 11' 6" (h)
Weight	37,070 kg / 81,725 lbs

HEAVY DUTY SCALPING

The QE441 is the latest upgrade to the class leading range of heavy duty scalpers from Sandvik.

This pioneering solution offers the user-friendly features of our 1-Series screens including an electrical control system with sequential start, designed to improve both operational effectiveness and machine safety. Built on a crusher-style chassis for durability, it incorporates a hydraulically operated heavy duty screenbox with high speed and aggressive throw. The QE441 also comes equipped with an apron feeder, reinforced hopper doors and impact bar lined overs conveyors all as standard.

We have developed the QE441 to best suit your large quarrying, mining or recycling applications. With a wide range of screen deck options available, it can be configured to meet your specific requirements. It has the ability to work before or after a primary crusher or as a stand-alone unit, making it a highly flexible and efficient solution able to deliver outstanding production rates and clean separation.

STANDARD FEATURES INCLUDE:

- Feeder load sensing facility - feeder pauses in the event of an overload
- Colour coded push button control panel with sequential start up and prestarts
- Feeder stop / start and track radio remote controls
- Two speed tracking
- Easily configured for two way split operation

- ① **Feed hopper**
- Large volume wear resistant feed hopper
 - One-piece hopper design for quick set-up time
 - Optional hopper extensions available
 - Split rear hopper door which can be lowered for direct feeding with crusher
 - Heavy duty apron chain feeder fitted as standard

- ② **Screen box**
- Heavy duty 18' x 6' / 5.48 x 1.75 m screen box with uniquely high throw and aggressive action ensures maximum productivity
 - Screen box can be raised for bottom deck change enabling ease of maintenance
 - Hydraulic adjustment of screening angle
 - Hydraulically folding maintenance platforms on both sides for ease of access for maintenance

- ③ **Mid size conveyor**
- Discharge height 4000 mm / 13' 1" enabling massive stockpiling capacity
 - 900 mm / 36" wide belt
 - Hydraulically angle adjustable

- ⑨ **Fines conveyor**
- Discharge height 4286 mm / 14' 1" enabling massive stockpiling capacity
 - 1000 mm / 39" wide belt
 - Hydraulically angle adjustable

- ④ **Oversize conveyor**
- Discharge height 4286 mm / 14' 1" enabling massive stockpiling capacity
 - Massive 1600 mm / 63" wide belt to optimise material flow and increase capacity
 - Hydraulically angle adjustable

- ⑧ **Power pack**
- Emissions compliant 96 kW / 129 hp engine
 - Easy access for service and maintenance
 - Steel diesel tank with twin filler enables filling from either side of the machine

- ⑦ **Control system**
- User friendly colour coded control panel
 - One-touch sequential auto start / stop facility for easy operation
 - Hydraulic oil cooler fitted as standard
 - Temperature controlled for more efficient use of power

- ⑥ **Tracks**
- 500 mm / 20" wide two speed tracks driven by radio or umbilical control
 - Radio remote control tracking fitted as standard

- ⑤ **Chassis**
- Robust crusher-style chassis
 - Large clearance from oversize belt to chassis for oversize material
 - Compatible for 2 way and 3 way split configurations
 - Ergonomically designed incline ladders for easy and safe access onto walkways
 - Optional jacking legs


STANDARD FEATURES



Colour coded control panel for ease of operation



Hydraulically folding maintenance platforms



One piece hopper for quick and easy set-up



Two-speed tracking and remote control



Screen box jack up facility allows easy access



Split rear hopper door for direct feeding